

## S3088 *ultra blue*

**Cost-effective  
machine design**

**Widely used XM 3D  
sensor technology**

**Fast inspection  
program generation**

**Communication with  
Viscom SPI/AXI/MXI**



**Worldwide service  
and maintenance**



### Powerful 3D AOI solution for accurate inspection results

The S3088 *ultra blue* addresses the growing demand for reliable and easy-to-use 3D AOI technology at an economical price. Viscom's powerful approach is a combination of high quality, cost-effective machine design and standardized features. One orthogonal and four angled view cameras provide full 3D defect detection coverage for components and solder joints on PCBs. With the tried and true XM camera module the system delivers clear and accurate 3D color images and reliable analyses according to IPC standards. The orthogonal optical resolution is switchable between 16 and 8  $\mu\text{m}/\text{pixel}$  and is therefore ready-made to inspect 03015 components.

The intuitive vVision interface makes programming and optimization very easy. Even beginners achieve good results after a minimal amount of training. All inspection programs can be transferred between Viscom systems. By linking the AOI results with Viscom SPI, AXI, and MXI, a huge improvement in process control can be achieved. For many manufacturers, especially producers of consumer electronics, the S3088 *ultra blue* is the perfect solution to ensure IPC standards are met. More advanced and special software or hardware configurations are available with Viscom's S3088 *ultra*, including the top-level model S3088 *ultra gold*.



**3D AOI**

# Technical Specifications

## S3088 *ultra blue*

<b>Inspection scope</b>	Solder joints, placement, solder paste
-------------------------	--

<b>Sensor technology</b>	
XM module – orthogonal camera	
Field of view	40 mm x 40 mm (1.6" x 1.6")
Resolution	8 µm
Number of megapixel cameras	1
XM module – angled view cameras	
Resolution	16 µm
Number of megapixel cameras	4
XM 3D sensor technology	
Range	Up to 30 mm (1.2")
Z-resolution	0.5 µm

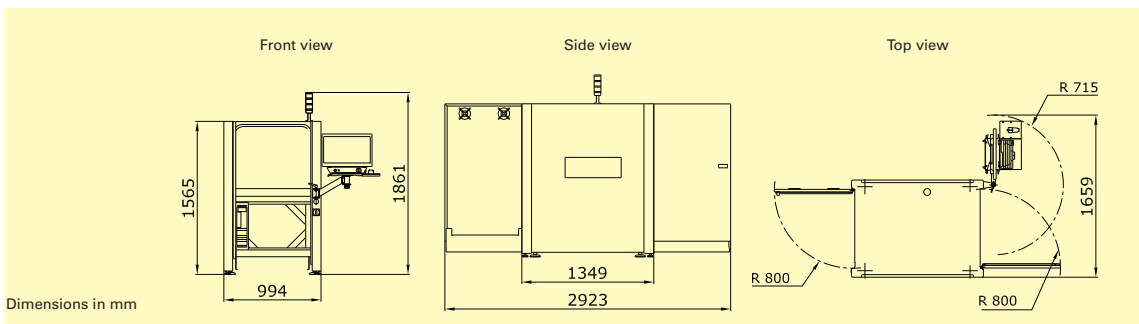
<b>Software</b>	
User interface	Viscom vVision/EasyPro
SPC	Viscom SPC (statistical process control), open interface (optional)
Verification station	Viscom vVerify/HARAN
Remote diagnosis	Viscom SRC (software remote control) (optional)
Programming station	Viscom PST34 (optional)

<b>System computer</b>	
Operating system	Windows®
Processor	Intel® Core™ i7

<b>PCB handling</b>	
PCB dimensions	508 mm x 508 mm (20" x 20")
Transport height	850 - 950 mm ± 20 mm (33.5" - 37.4" ± 0.8")
Width adjustment	Automatic
Transport type	Single track transport
PCB clamping	Pneumatic
Upper transport clearance	50 mm (2")
Lower transport clearance	50 mm (2")

<b>Inspection speed</b>	30 - 50 cm <sup>2</sup> /s
-------------------------	----------------------------

<b>Other system data</b>	
Positioning/handling unit	Synchronous linear motors
Interfaces	SMEMA
Power requirements	400 V (other voltages on request), 3P/N/PE, 8 A, 4 - 6 bar working pressure
System dimensions	994 mm x 1565 mm x 1349 mm (39.1" x 61.6" x 53.1") (W x H x D)
Weight	800 kg (1764 lbs)



**Headquarters:**  
**Viscom AG**  
 Carl-Buderus-Straße 9 - 15 · 30455 Hanover · Germany  
 Tel.: +49 511 94996-0 · Fax: +49 511 94996-900  
 info@viscom.com · www.viscom.com

Visit our website to find international subsidiaries and representatives in Europe, USA and Asia:

[www.viscom.com](http://www.viscom.com)